

This drawing is the copyright of PHA. Contractors must check all dimensions on site. Only figured dimensions are to be worked to.

Rev	Date	Description
A		existing boundary retained and repaired
B		link existing gpp to wall from obelisk to match existing pcc new grass verge
C		external store position
D		new the store and recycling

EXTERNAL WORKS KEY

- PCC Slips
- Tarmac driveway
- Garden - turf/soiling to soil
- Strata planting
- Level access to front door
- Water butt location

FENCING KEY

- 1800mm h timber panel fence
- 900mm h trellis fence
- 1200mm h timber rpe/ing and dr store
- Timber fence on top of existing boundary wall

DRAINAGE NOTES

All external building and car park drainage is to be constructed to BS5331 and checked by the line and inverts of any existing and part of the current building's drainage system prior to undertaking any new drainage works.

All manholes specified as outgoing road gully connectors to be Stone 4x4 (BS4600) or BS4561 with beak joints. Manholes shall be constructed to be to BS7159.

All pipes used to be laid with beak joints. All pipes entering or existing manholes to be connected pipe surface level unless noted otherwise.

Bedding and surrounding to be as follows: Roads > 1.2m Class 5 granular bed and surround. Car parking areas > 1m Class 5 granular bed and surround. Car parking areas < 1.2m Class A concrete surround and surround. Unpaved areas, a 300mm thick concrete cover shall be R215 reinforced with 2m layers A363 mesh shall be constructed over all pcc/propylene inspection chambers to be to BS7159.

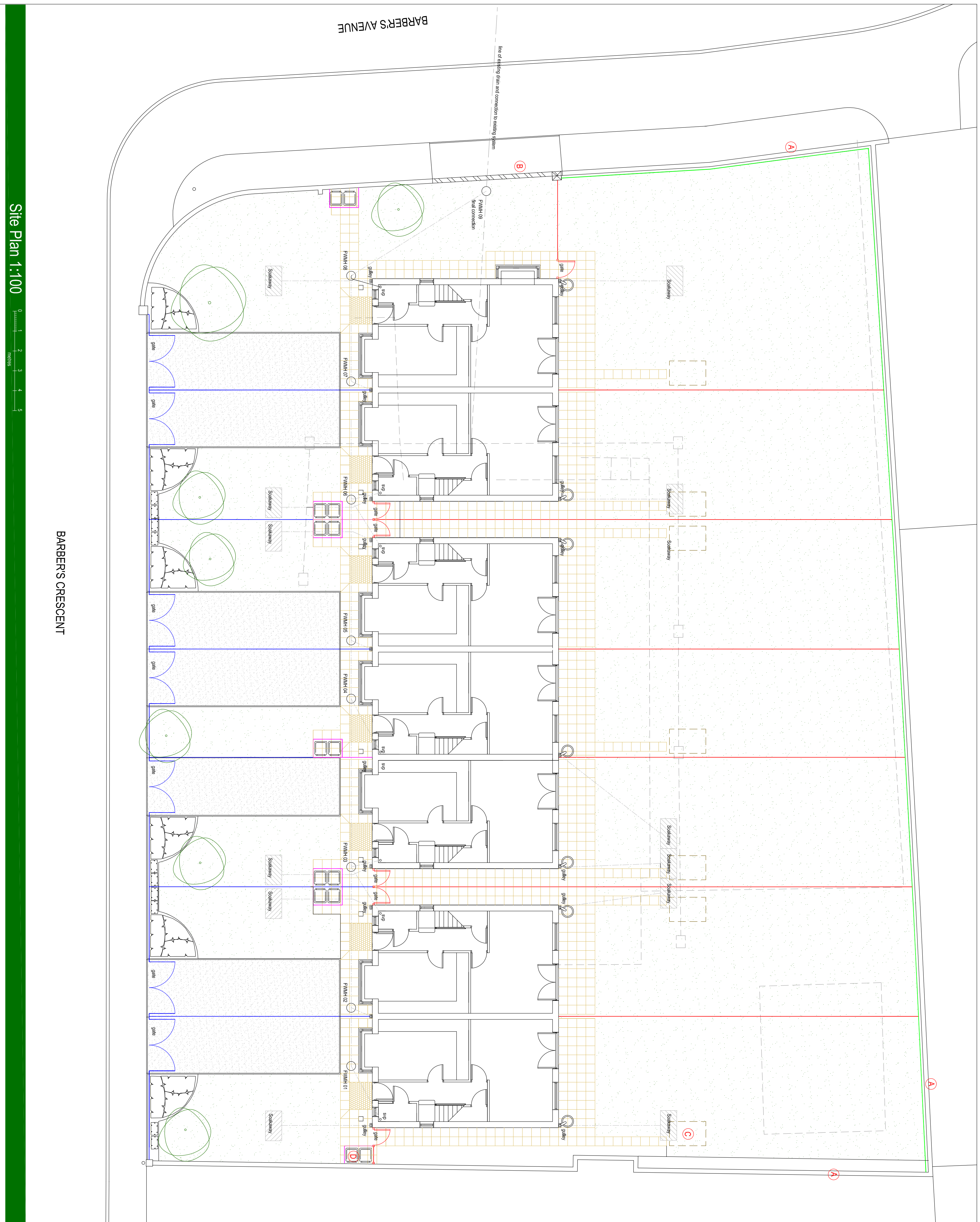
All drains shall be part to be laid to BS7159. All drains shall be part to be laid to BS7159. All drains shall be part to be laid to BS7159.

CONCRETE NOTES


Concrete shall be GENUST4. The above concrete mixes have been selected for Class DC1 in accordance with BRE Spec'd Digest 1.

All pre cast concrete products, pipes, manholes, rpe/ing etc. to be suitable concrete mix to class DC1. All pre cast concrete products, pipes, manholes, rpe/ing etc. to be suitable concrete mix to class DC1.

Pre stressed concrete are to be used in accordance with the specification. All connections to be formed in direction of flow using pipe bells.

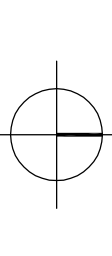


Site Plan 1:100



BARBERS CRESCENT

Location 1:1250



This drawing is the copyright of PHA. Contractors must check all dimensions on site. Only figured dimensions are to be worked to.

Rev	Date	Description
A		
B		
C		
D		
E		

PHA
PHArchitects
45 Marsh House Road
St Leonards-on-Sea, East Sussex TN37 6YU
01424 2389193
01727 308223
www.phaarchitects.co.uk

Job no 80A-09-01
New Housing Development Barbers Crescent
Client Rammarsh Rotherham - Trelacrest Developments
Date 02/20/13
Scale 1:100 @ A1
Revision

Job no 80A-09-01
Date 02/20/13
Scale 1:100 @ A1

Drawing no 02